

Competitive Price Lines


©™ 2007



RESALE Activity in Timber Ridge 01/01/2007 to 10/31/2007 (~1200-1460 FSF)

Recently Sold

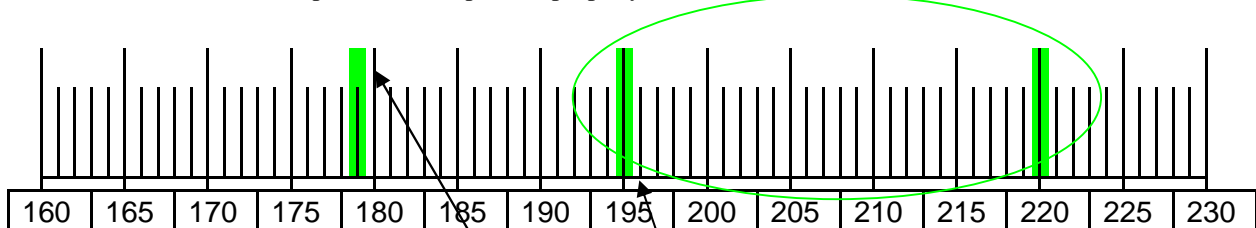
Each mark indicates the actual selling price of a property in the competitive range.



Sold Price (x \$1,000)

Currently For Sale

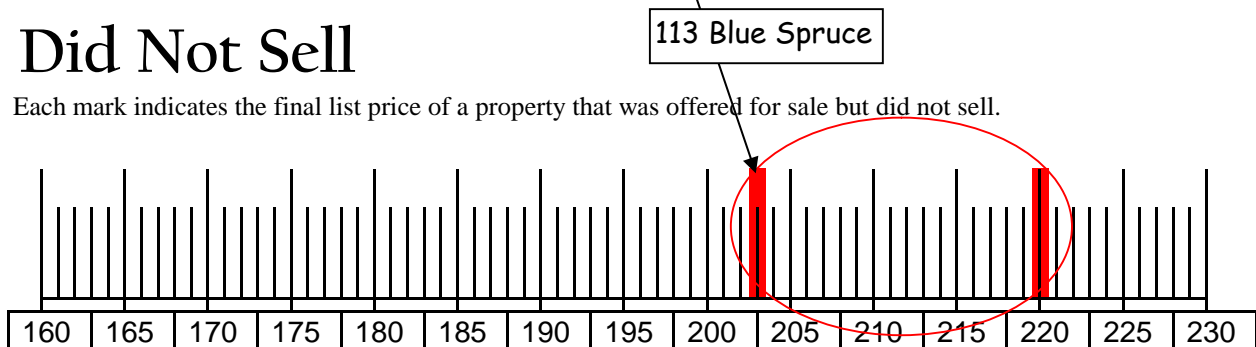
Each mark indicates the list price of a competitive property now on the market.



Current List Price (x \$1,000)

Did Not Sell

Each mark indicates the final list price of a property that was offered for sale but did not sell.



Final List Price (x \$1,000)

Powered by:

FOCUS^{1st}LLC

©™2007